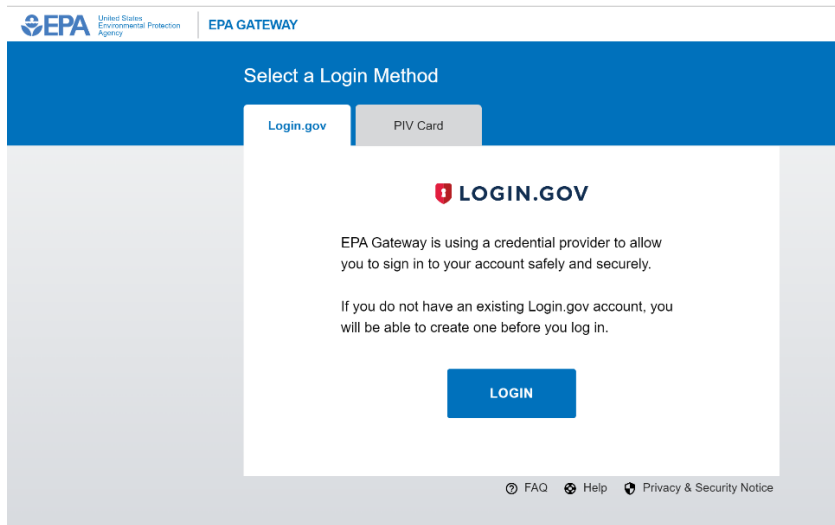
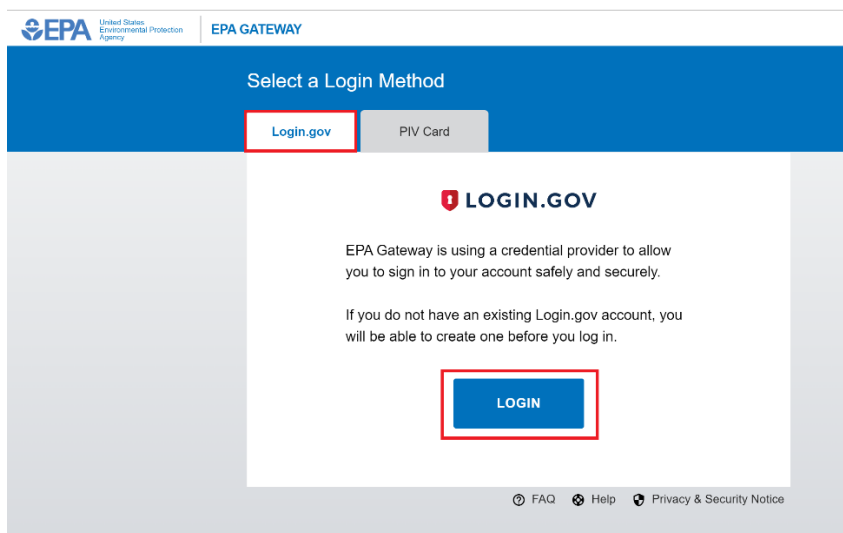


This job aid assists users on how to request new Login.gov credentials and request access to the Geologic Sequestration Data Tool (GSDT). **NOTE: GSDT account credentials will only be granted to individuals affiliated with a verified Class VI project. Preliminary or test account requests will be denied.**

1. In your browser go to <https://waa.epa.gov>. You will be redirected to the **EPA GATEWAY** login page.



2. From the "Login.gov" tab of the EPA Gateway login page, click the "Login" button.



3. The EPA/Login.gov landing page will be displayed. Click the "Create an Account" button to continue.

An official website of the United States government Here's how you know

LOGIN.GOV EPA

EPA Production is using Login.gov to allow you to sign in to your account safely and securely.

Email address

Password Show password

Sign in

Create an account

Sign in with your government employee ID

[Back to EPA Production](#)

[Forgot your password?](#)

4. Complete steps [to create an Login.gov](#) account using your preferred email address.

LOGIN.GOV EPA

Create your account

Enter your email address

Select your email language preference

Login.gov allows you to receive your email communication in English, Spanish or French.

English (default)

Español

Français

Check this box to accept the Login.gov [Rules of Use](#)

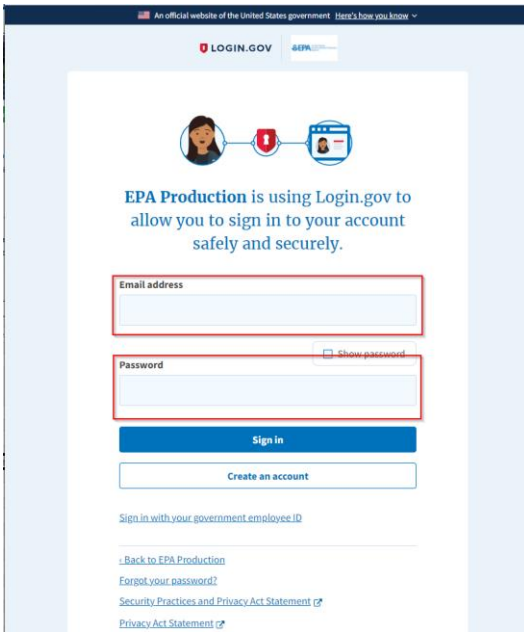
Submit

[Cancel](#)

[Security Practices and Privacy Act Statement](#)

[Privacy Act Statement](#)

5. After your Login.gov account has been created return to <https://waa.epa.gov>. The EPA/Login.gov landing page will be displayed. Enter your Login.gov account credentials (i.e., email address and password) and click the "Sign In" button to continue.



You will be prompted to enter a one-time security code.

NOTE 1: This step may vary depending on how the second factor authentication was configured for the account (SMS text, software authenticator, PIV/CAC, or security key)

NOTE 2: If you do not have access to your primary authentication method, you may opt to use your secondary authentication method by selecting the "Choose another authentication method" link.

Enter the code into the "One-time security code" textbox and click the "Submit" button.

6. Complete the EPA Community registration information. You will be asked to list an EPA contact. Enter the contact information for your regional Class VI point of contact. A list of contacts can be found at <https://www.epa.gov/uic/underground-injection-control-class-vi-geologic-sequestration-contact-information>

Web Application Access Registration

Thank you for registering for EPA Web Application Access with your login.gov credentials. Please complete this form to gain access to EPA Web Community or Application.

IMPORTANT NOTE:

THIS FORM is ONLY for outside business partners and affiliates that do not have an EPA LAN account.

DO NOT complete if you are an EPA employee or an on-site contractor with an EPA LAN account. If you have an EPA LAN account and are having difficulty logging in, contact the EPA Call Center 1-866-411-4372

ALL FIELDS ARE REQUIRED

EPA Contact Name:

EPA Contact's Email Address:

EPA Contact's Phone Number:

Your Information:

First Name:

Last Name:

Email Address:

Street Address:

City:

Country:

State/Province/Region:

Postal Code:

Phone Number:

- At the bottom of the form, select "Geologic Sequestration Data Tool" for the application for which you are requesting access. Accept EPA security terms, and click Submit Registration.

City:

Country:

State/Province/Region:

Postal Code:

Phone Number:

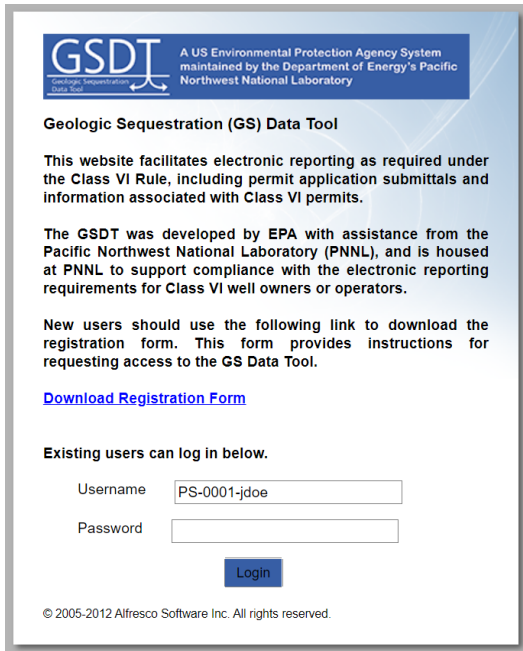
Select the Community or Application for which you are requesting access:

I accept the EPA Privacy & Security Notice. [Click here to read.](#)

[Contact Us](#) [Privacy & Security Notice](#)

NOTE: Access to the GSDT requires application owner approval. You will not be able to access the GSDT until your registration has been approved. You will receive an email notification once your registration request has been approved.

8. Once your registration request has been approved, use your browser to go to <https://gsdt.pnnl.gov>. You will be redirected back to the EPA Gateway login page. Enter your Login.gov account credentials and sign in. You will now be redirected to the GSDT login page.



GSDT A US Environmental Protection Agency System
maintained by the Department of Energy's Pacific
Northwest National Laboratory

Geologic Sequestration (GS) Data Tool

This website facilitates electronic reporting as required under the Class VI Rule, including permit application submittals and information associated with Class VI permits.

The GSDT was developed by EPA with assistance from the Pacific Northwest National Laboratory (PNNL), and is housed at PNNL to support compliance with the electronic reporting requirements for Class VI well owners or operators.

New users should use the following link to download the registration form. This form provides instructions for requesting access to the GS Data Tool.

[Download Registration Form](#)

Existing users can log in below.

Username

Password

© 2005-2012 Alfresco Software Inc. All rights reserved.

9. If your project is already registered in the GSDT and you have already received GSDT account credentials, enter these now to log in. Note that your GSDT credentials are not the same as your Login.gov or EPA Community account credentials. If your project is not yet registered in the GSDT, download and fill out the GSDT Project Registration Form.

<u>GS Data Tool Project Registration</u>	
Permit Applicant:	<i>Name of entity (e.g. corporation) that is applying for the Class VI permit.</i>
Permit Applicant:	<input type="text"/>
Project Name:	<i>A short phrase or nickname that can be used to refer to the injection project (it does not need to be the formal name of the site or the organization).</i>
Project Name:	<input type="text"/>
Number of Injection Wells:	<i>The number of proposed Class VI wells that will be used for injection at the project site (the number of wells proposed in the final application may be different).</i>
Number of Wells:	<input type="text"/>
Project Location:	<i>The city, county, and state where the proposed project will be located.</i>
City:	<input type="text"/>
County:	<input type="text"/>
State:	<input type="text"/>
Project Contact:	<i>The name, business phone number, business email address, and role of an authorized contact person for the account. The Project Contact will be registered for a GSDT user account.</i>
Name:	<input type="text"/>

10. The Project Registration Form also includes a user registration form to request GSDT account credentials for each authorized user. Both forms must be submitted to GSDataTool@epa.gov.

GSDT Project ID (If known):	
User Account Requests: <i>The name, business phone number, and business email address for all project personnel who will need access to the GSDT to access, upload, and/or submit data related to this GS project. Attach additional pages as necessary</i>	
Name: Business Phone: Business Email:	
Name: Business Phone: Business Email:	
Name:	

NOTE: The Project Contact person identified in the Project Registration Form is responsible for notifying EPA if additional individuals need to be granted new account credentials or if GSDT access for certain users is no longer needed. These requests should be submitted to GSDataTool@epa.gov.